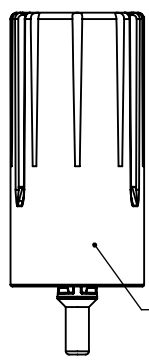
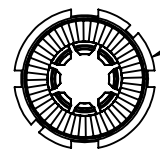


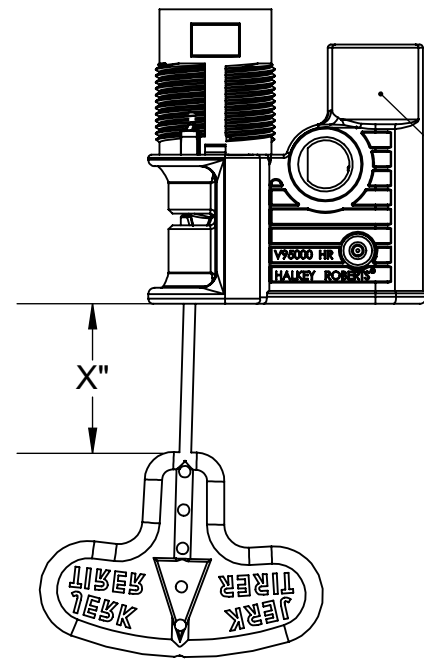
REV	DESCRIPTION (ECO)	DATE	APPROVED
C	ADD SUFFIX 135 ECO 11480	02/07/22	AK
D	REMOVE SUFFIX 100-10" ECO 12585	03/21/24	DK



CAP ASSEMBLY



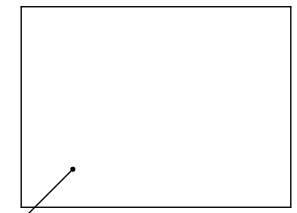
V80040  
BOBBIN



INFLATOR  
ASSEMBLY



V95000LABSLF



V950001FINSTR

NOTES:

- 1ST SUFFIX INDICATES THREAD SIZE:
  - None - 1/2"-20 THREAD
  - S - 3/8"-24 THREAD
- 2ND SUFFIX INDICATES LANYARD LENGTH:
  - 40 - 4" LANYARD
  - 60 - 6" LANYARD
  - 135 - 13.5" LANYARD (NO TAB).

**MOLDED PARTS:**  
GATES, PARTING LINES, AND FLASH PER QUALITY CRITERIA

**PROPRIETARY AND CONFIDENTIAL**  
THE INFORMATION CONTAINED IN THIS DRAWING IS SOLE PROPERTY OF HALKEY-ROBERTS CORPORATION ST. PETERSBURG, FL. ANY REPRODUCTION IN PART OR AS A WHOLE WITHOUT THE WRITTEN PERMISSION OF HALKEY-ROBERTS CORPORATION IS PROHIBITED.

DRAWN BY	SJR	DATE	1/22/2016
APPROVED BY		DATE	
MATERIAL			
FINISH			

UNLESS OTHERWISE SPECIFIED:  
DIMENSIONS ARE IN INCHES  
TOLERANCES:  
ANGULAR: ± 1°  
TWO PLACE DECIMAL ± .01  
THREE PLACE DECIMAL ± .005

THIRD ANGLE PROJECTION

**Halkey-Roberts**

TITLE  
**Automatic/Manual 1F Inflator, French**

SIZE  
**A**

SCALE  
**1:4**

DRAWING NO.  
**CV95000XXBF**

REV  
**D**

DO NOT SCALE DRAWING

SHEET  
**1 OF 1**